




C A T Á L O G O



General

C A T Á L O G O



2022



Grating Molded PRFV

Molded Grating PRFV



Molded Grating PRFV

Molded Grating PRFV

Light material with great chemical resistance, especially when compared to the metallic railing. The floor is non-slip, even in the most adverse circumstances.

Plates manufactured by the molding process | Monoblock parts. There are various configurations of the mesh, color and size of the panels.


The composition of the PRFV railing prevents sparks from impacting objects. Ideal material for classified areas. However, although the base component is dielectric, we also have a railing with a conductive surface, this system allows the connection of ground lines to discharge static electricity.

Effort / Weight ratio greater than the metallic rail.



ibérica pultrusionados

Photography
Material








Iberica Pultrusionados @ 2016 - Direitos Reservados

Travessa do Bairro nº 50 - Z.I. Aveleda - Armazém B | 4485-010 AVELEDA VDC - Portugal | Tel.: +351 22 9960117 | info@iberica-pultrusionados.com | www.iberica-pultrusionados.com

Tra

Molded Fence | Models



ibérica pultrusionados

Technical Drawing




Iberica Pultrusionados @ 2016 - Direitos Reservados

Travessa do Bairro nº 50 - Z.I. Aveleda - Armazém B | 4485-010 AVELEDA VDC - Portugal | Tel.: +351 22 9960117 | info@iberica-pultrusionados.com | www.iberica-pultrusionados.com

Tra

Grating Models | Tables



Grating 25/38x38

Reference	IBP.GA_ISO25M3838	H (mm)	A (mm)	B (mm)	E/e (mm)	Weigh (Kg/m2)	Open Surface
		25	38x38	30x30	6,3/ 5,0	12,3	68%

Characteristics

Grating 25/100x25

Reference	IBP.GA_ISO25M10025	H (mm)	A (mm)	B (mm)	E/e (mm)	Weigh (Kg/m2)	Open Surface
		25	100x25	90x15	7,0/ 5,0	13	67%

Characteristics

Grating 30/38x38

Reference	IBP.GA_ISO25M3838	H (mm)	A (mm)	B (mm)	E/e (mm)	Weigh (Kg/m2)	Open Surface
		30	38x38	30x30	6,5/ 5,0	14,5	68%

Characteristics

Grating 30/40x40

Reference	IBP.GA_ISO38M4040	H (mm)	A (mm)	B (mm)	E/e (mm)	Weigh (Kg/m2)	Open Surface
		30	40x40	13x13	7,0/ 5,0	18	42%

Characteristics

Grating 38/38x38


Reference	IBP.GA_ISO38M3838	H (mm)	A (mm)	B (mm)	E/e (mm)	Weigh (Kg/m2)	Open Surface
		38	38x38	30x30	7,0/ 5,0	19,3	68%

Characteristics

Grating 50/50x50

Reference	IBP.GA_ISO50M5050	H (mm)	A (mm)	B (mm)	E/e (mm)	Weigh (Kg/m2)	Open Surface
		50	50x50	40x40	8,0/ 6,0	23,5	78%

Grating Models | Tables



Grating 60 High Loads

Reference	IBP.GA_ISO60M3838	H (mm)	A (mm)	B (mm)	E/e (mm)	Weigh (Kg/m ²)	Open Surface
		60	38x38	28x28	11,5/ 9,0	50,4	54%

Characteristics

Grating 30 Translucent

Reference	IBP.GAT_ISO30M3838	H (mm)	A (mm)	B (mm)	E/e (mm)	Weigh (Kg/m ²)	Open Surface
		30	38x38	30x30	6,5/ 5,0	14,5	68%

Characteristics

Grating 13 Fence Panel

Reference	IBP.PVA_ISO13M5050	H (mm)	A (mm)	B (mm)	E/e (mm)	Weigh (Kg/m ²)	Open Surface
		13	50x50	40x40	7,0/ 6,0	5,8	82%

Characteristics

Grating 28 Covered

Reference	IBP.GT_ISO28M3838	H (mm)	A (mm)	B (mm)	E/e (mm)	Weigh (Kg/m ²)	Open Surface
		28	38x38		6,3/ 5,0	18	0%

Characteristics

Grating 33 Covered



Reference	IBP.GT_ISO33M3838	H (mm)	A (mm)	B (mm)	E/e (mm)	Weigh (Kg/m ²)	Open Surface
		33	38x38		6,5/ 5,0	20,2	0%

Characteristics

Grating 41 Covered

Reference	IBP.GT_ISO41M3838	H (mm)	A (mm)	B (mm)	E/e (mm)	Weigh (Kg/m ²)	Open Surface
		41	38x38		7,0/ 5,0	25	0%

C A T Á L O G O



Grating Overloads

ibérica pultrusionados

Technical Drawing

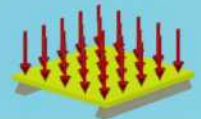


Iberica Pultrusionados @ 2016 - Direitos Reservados

Travessa do Bairro nº 50 - Z.I. Aveleda - Armazém B | 4485-010 AVELEDA VDC - Portugal | Tel.: +351 22 9960117 | info@iberica-pultrusionados.com | www.iberica-pultrusionados.com

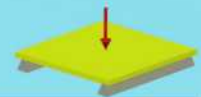
Tra

Overload Tables



OVERLOAD CHARTS UNIFORMLY DISTRIBUTED OVERLOAD CHARTS (Kg/m ²)		Distance between supports (mm)						
Reference	Description	300	450	600	750	900	1000	1200
IBP.GA_ISO25M3838	Grating ISO25	5370	1930	710	366	195	140	105
IBP.GA_ISO25M10025	Grating ISO25 Mesh 100X25	10415	2105	747	567	415	300	175
IBP.GA_ISO30M3838	Grating ISO30	11290	3334	1405	863	425	352	205
IBP.GA_ISO38M2020	Grating ISO30 Mini Mesh	11854	3507	1475	906	447	369	215
IBP.GA_ISO38M3838	Grating ISO38	23132	6790	2825	1404	859	606	390
IBP.GA_ISO50M5050	Grating ISO50	48800	15485	6800	3425	2100	1510	850
IBP.GA_ISO60M3838	Grating ISO60 - High Loads	119890	38230	16230	8530	4930	3435	2085
IBP.GAT_ISO30M3838	Grating ISO30 -Translucent	11290	3334	1405	863	425	352	205
IBP.PVA_ISO13M5050	Grating ISO13 - Sealing Panel	2148	772	284	146	78	56	42
IBP.GT_ISO28M3838	Grating ISO28 -Covered	6175	2220	816	420	225	162	119
IBP.GT_ISO33M3838	Grating ISO33 -Covered	12983	3834	1615	992	489	405	236
IBP.GT_ISO41M3838	Grating ISO41 -Covered	25863	7808	3248	1615	987	695	448



Note: Overload values for a maximum flexion of $L / 125$, where L is the distance between supports.



OVERLOAD CHARTS CONCENTRATED LOADS (Kg)		Distance between supports (mm)						
Reference	Description	300	450	600	750	900	1000	1200
IBP.GA_ISO25M3838	Grating ISO25	642	453	318	205	180	126	92
IBP.GA_ISO25M10025	Grating ISO25 Mesh 100X25	734	502	376	245	192	151	114
IBP.GA_ISO30M3838	Grating ISO30	816	552	427	301	203	175	136
IBP.GA_ISO38M2020	Grating ISO30 Mini Mesh	856	580	448	316	213	184	143
IBP.GA_ISO38M3838	Grating ISO38	1455	1020	725	521	430	317	275
IBP.GA_ISO50M5050	Grating ISO50	3400	1862	1180	803	568	460	324
IBP.GA_ISO60M3838	Grating ISO60 - High Loads	7511	4356	2908	2012	1442	1141	829
IBP.GAT_ISO30M3838	Grating ISO30 -Translucent	816	552	427	301	203	175	136
IBP.PVA_ISO13M5050	Grating ISO13 - Sealing Panel	256	181	127	82	72	50	37
IBP.GT_ISO28M3838	Grating ISO28 -Covered	738	520	365	235	207	145	100
IBP.GT_ISO33M3838	Grating ISO33 -Covered	938	634	492	346	234	202	157
IBP.GT_ISO41M3838	Grating ISO41 -Covered	1664	1170	833	601	495	364	317

Note: Overload values for a maximum flexion of $L / 125$, where L is the distance between supports.

C A T Á L O G



Grating Fitting Accessories - Clips

Iberica Pultrusionados @ 2016 - Direitos Reservados

ibérica pultrusionados

Photography Material



Iberica Pultrusionados @ 2016 - Direitos Reservados

Travessa do Bairro nº 50 - Z.I. Aveleda - Armazém B | 4485-010 AVELEDA VDC - Portugal | Tel.: +351 22 9960117 | info@iberica-pultrusionados.com | www.iberica-pultrusionados.com

Tra

Mounting Accessories | Fixing Clips

"J clips" are used to fix open mesh grids, with different thicknesses (13, 20, 25, 30, 38 mm).

"M clips" are used to correct square mesh 30x30 mm with different thicknesses (13, 20, 25, 30, 38 mm).

"Fixing Discs" Grids type F7.25 are used to fix closed and flat panels and stair covers. Disc fixing grids type F0.25 are used to correct 8x8, 13x13 mm mini-mesh plate, with different thicknesses (22, 30, 40 mm) or rectangular mesh 50x25 h 55 mm.

These clips and discs can work in conjunction with the AISI 316 stainless steel nut and bolt.

We have our own production of assembly accessories that allow a quick execution of special projects. The accessories are available in GRP, polyethylene and stainless steel.




Acessórios de Montagem - Fixing clips.

M clips - Used to fix the railing panels to other surfaces.

L Clips - They are used to fix the railing panels to other surfaces with limited clutter.

C Clips - Used to join railing panels together.



We have our own production of assembly accessories that allow a quick execution of special projects. Accessories are available in GRP, polyethylene and stainless steel.



Mounting Accessories | Mounting Clips

Reference	Fence where it can be applied	Material (stainless steel)	Dimensions (C X L X A mm)	Weight (gr)
IBP.NT_M_CLIP_H25M38	GA_ISO25M3838	AISI 316	50 X 25 X 20	27
	GA_ISO30M3838			
	GA_ISO38M3838			
IBP.NT_M_CLIP_H40M50	GA_ISO50M5050	AISI 316	65 X 30 X 45	54
IBP.NT_M_CLIP_H15M20	GA_ISO30M2020	AISI 316	35 X 11 X 15	10
IBP.NT_C_CLIP_H25	GA_ISO25M3838	AISI 316	35 X 25 X 30	31
IBP.NT_C_CLIP_H30	GA_ISO30M3838	AISI 316	35 X 25 X 35	33
IBP.NT_C_CLIP_H38	GA_ISO38M3838	AISI 316	35 X 25 X 42	36
IBP.NT_L_CLIP_H25	GA_ISO25M3838	AISI 316	30 X 25 X 25	18
	GA_ISO30M3838			
	GA_ISO38M3838			
IBP.NT_L_CLIP_H38	GA_ISO38M3838	AISI 316	30 X 25 X 38	22


We manufacture specific mounting accessories according to customers' needs..



Angles Tables

ibérica pultrusionados

Technical Drawing

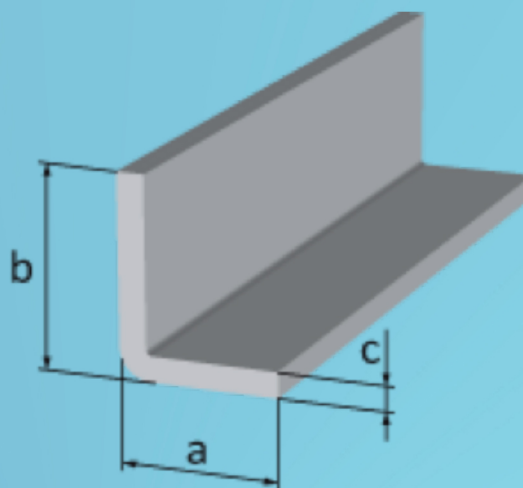


Iberica Pultrusionados @ 2016 - Direitos Reservados

Travessa do Bairro nº 50 - Z.I. Aveleda - Armazém B | 4485-010 AVELEDA VDC - Portugal | Tel.: +351 22 9960117 | info@iberica-pultrusionados.com | www.iberica-pultrusionados.com

Tra

Pultrusion angles | Tables



Angles 50 | Characteristics

Reference	a(mm)	b(mm)	c(mm)	Weight	Density
IBP.9409005	50	50	5	829 Gr	1,790

Angles 50 | Behavior

Separation between supports	Point load	Arch	Uniform load	Arch
mm	Kg	mm	Kg	mm
400	424	1,6	678	1,6
600	188	2,4	307	2,4
800	106	3,2	170	3,2
1000	68	4	109	4
L 250				

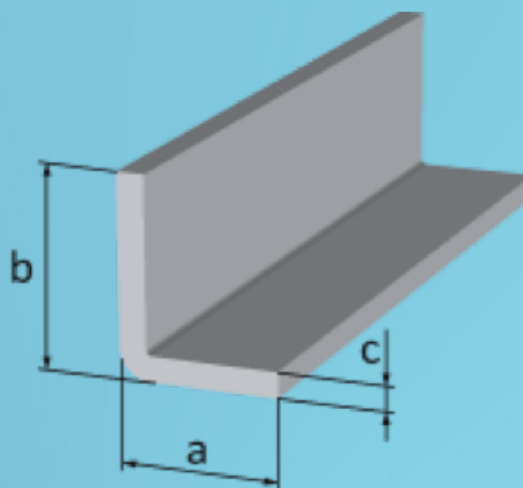
Angles 70 | Characteristics

Referencia	a(mm)	b(mm)	c(mm)	Weight	Density
IBP.9409002	70	70	10	2.518 Gr	1,943

Angles 70 | Behavior

Separation between supports	Point load	Arch	Uniform load	Arch
mm	Kg	mm	Kg	mm
500	1406	2	2250	2
800	549	3,2	879	3,2
1200	244	4,8	391	4,8
1500	156	6	250	6
L 250				

Pultrusion angles | Tables



Angles 90 | Characteristics

Reference	a(mm)	b(mm)	c(mm)	Weight	Density
IBP.9409010	90	90	10	3.514 Gr	1,906

Angles 90 | Behavior

Separation between supports	Point load	Arch	Uniform load	Arch
mm	Kg	mm	Kg	mm
800	1315	3,2	2105	3,2
1000	842	4	1347	4
1500	374	6	599	6
1800	260	7,2	416	7,2
2000	210	8	337	8

L | 250

Angles 100 | Characteristics



Referencia	a(mm)	b(mm)	c(mm)	Weight	Density
IBP.9409003	100	100	14	4.957 Gr	1,904

Angles 100 | Behavior

Separation between supports	Point load	Arch	Uniform load	Arch
mm	Kg	mm	Kg	mm
1000	1459	4	2335	4
1300	863	5,2	1381	5,2
1600	570	6,4	912	6,4
1800	450	7,2	721	7,2
2100	331	8,4	529	8,4
2400	253	9,6	405	9,6

L | 250

C A T Á L O G



Ladders Body Gard

Vertical Ladders



Vertical Ladders

Vertical Ladders

In 2011 we obtained the certification of mechanical tests which made us one of the few companies in the world with approved GRP ladders.

We are one of the most competitive European manufacturers in fixed access equipment.
We design and manufacture our stairs and accessories in accordance with the strictest safety standards.


In 2011 we obtained the certification of mechanical tests which made us one of the few companies in the world with approved GRP ladders.

We have all kinds of standard accessories: Guards - backs; Rest levels; Extensions; Anti-access systems ...



ibérica pultrusionados

Constructions Photography



Iberica Pultrusionados @ 2016 - Direitos Reservados


Travessa do Bairro nº 50 - Z.I. Aveleda - Armazém B | 4485-010 AVELEDA VDC - Portugal | Tel.: +351 22 9960117 | info@iberica-pultrusionados.com | www.iberica-pultrusionados.com

iberica pultrusionados

Vertical Ladders

We design and manufacture our stairs and accessories in accordance with the strictest safety standards.

We develop any type of cover more specific for special projects.





Ladders

Ladders

We distribute and build high-strength industrial ladders, easily adaptable to overcome the shortcomings of the land, as well as existing constraints.

Given the low weight of the material, the steps can be manufactured in easy-to-assemble modules



ibérica pultrusionados

Technical Drawing



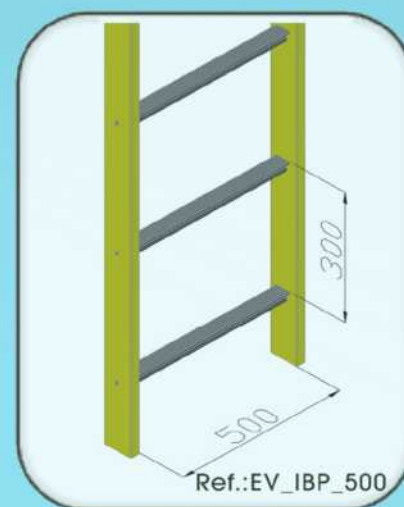
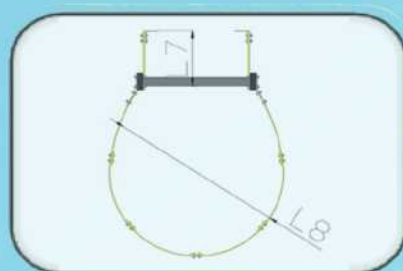
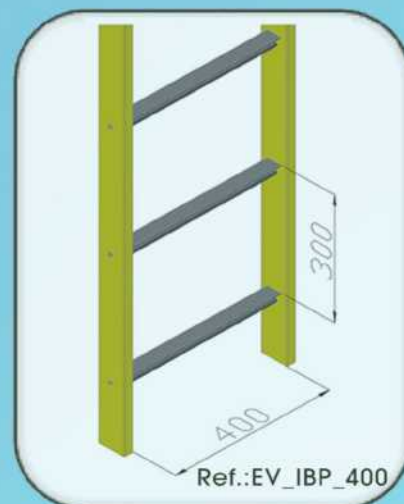
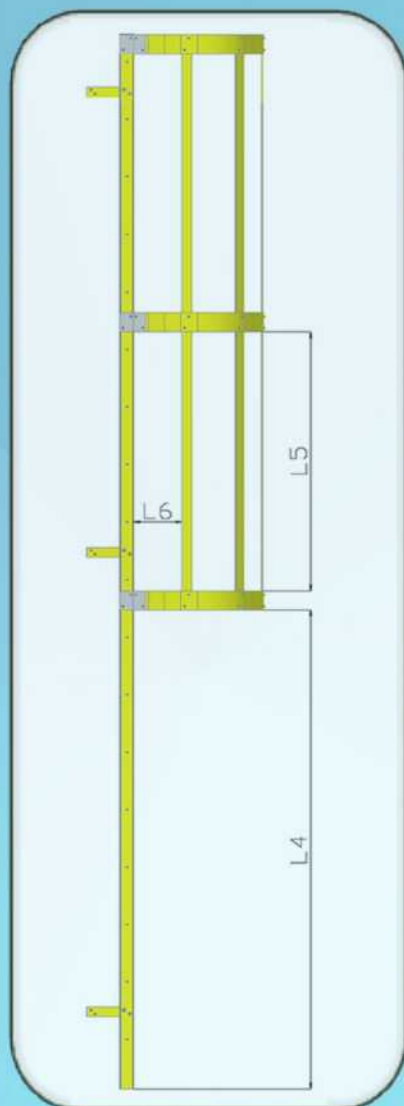
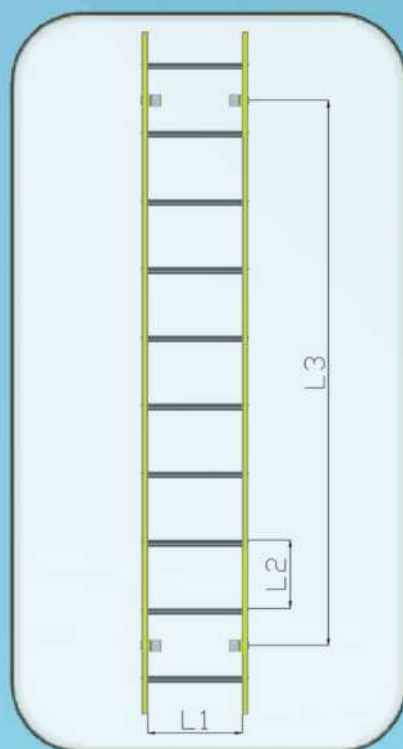
Iberica Pultrusionados @ 2016 - Direitos Reservados

Travessa do Bairro nº 50 - Z.I. Aveleda - Armazém B | 4485-010 AVELEDA VDC - Portugal | Tel.: +351 22 9960117 | info@iberica-pultrusionados.com | www.iberica-pultrusionados.com

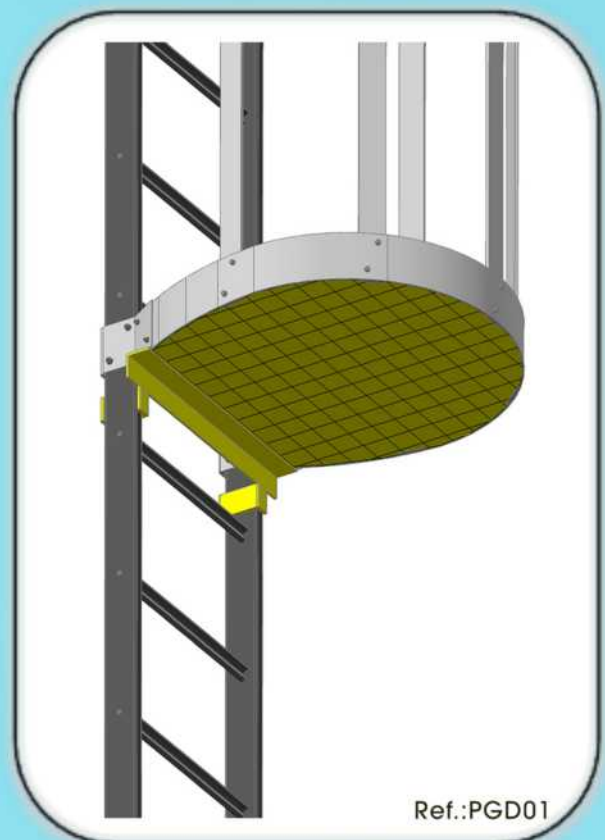
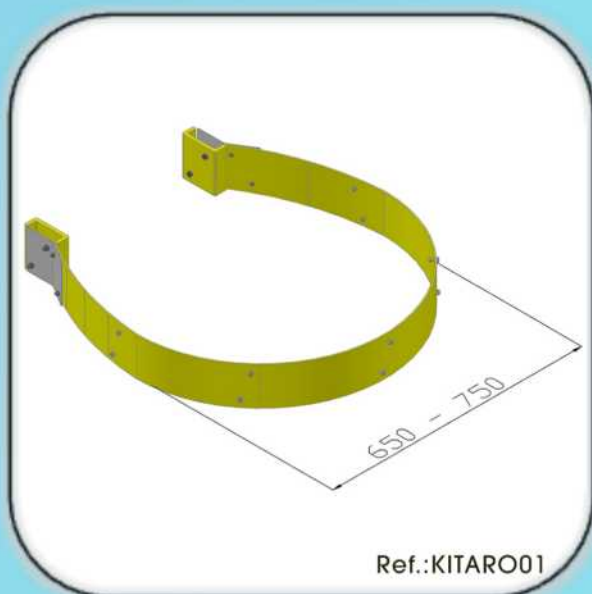
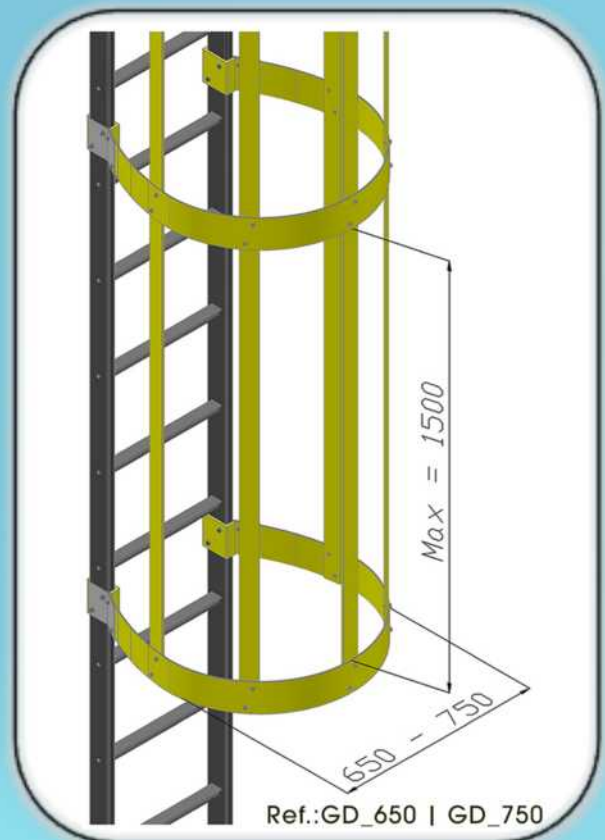
Tra

Accessories and Kits | Vertical ladders

Vertical ladder model EV_IBP_LT: Equipment designed and tested to comply with ISO 14122-4 and EN131.

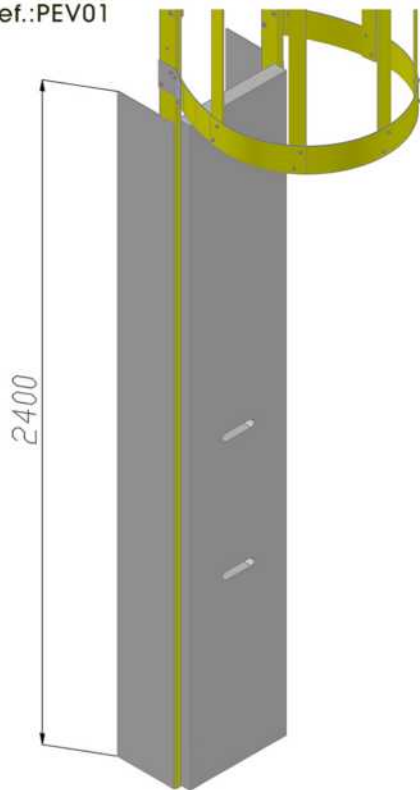


Dim.	Standard Equipment	Normative Limits
L 1	400 mm y 500 mm	400 mm → 600 mm
L 2	300 mm	225 mm → 300 mm
L 3	Max = 3000 mm	N / D
L 4	2200 mm → 3000 mm	2200 mm → 3000 mm
L 5	Max = 1500 mm	Max = 1500 mm
L 6	Max = 300 mm	Max = 300 mm
L 7	Min = 200 mm	Min = 200 mm
L 8	650 mm y 750 mm	650 mm → 800 mm

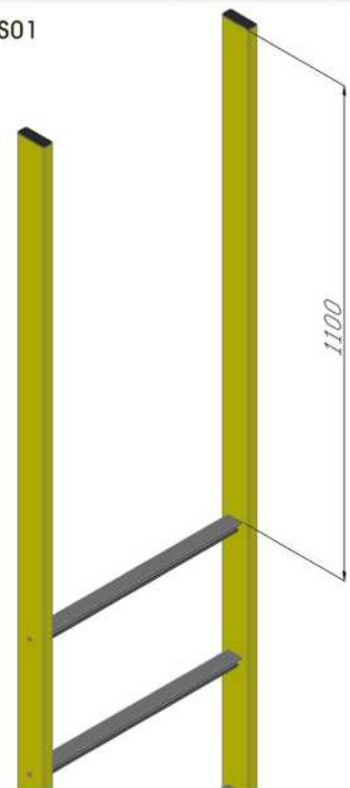


Accesorios y Kits

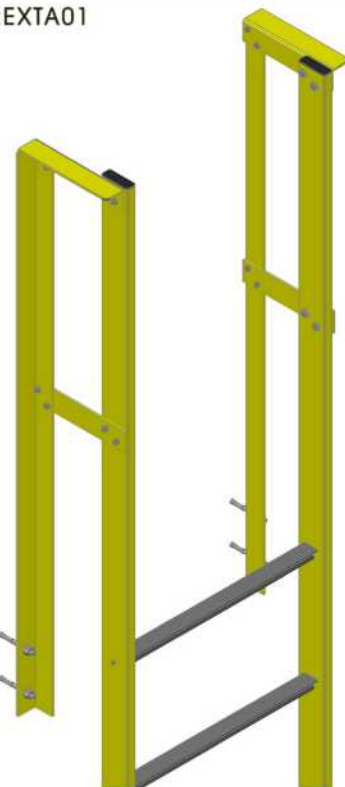
Ref.:PEV01



Ref.:EXTS01



Ref.:EXTA01



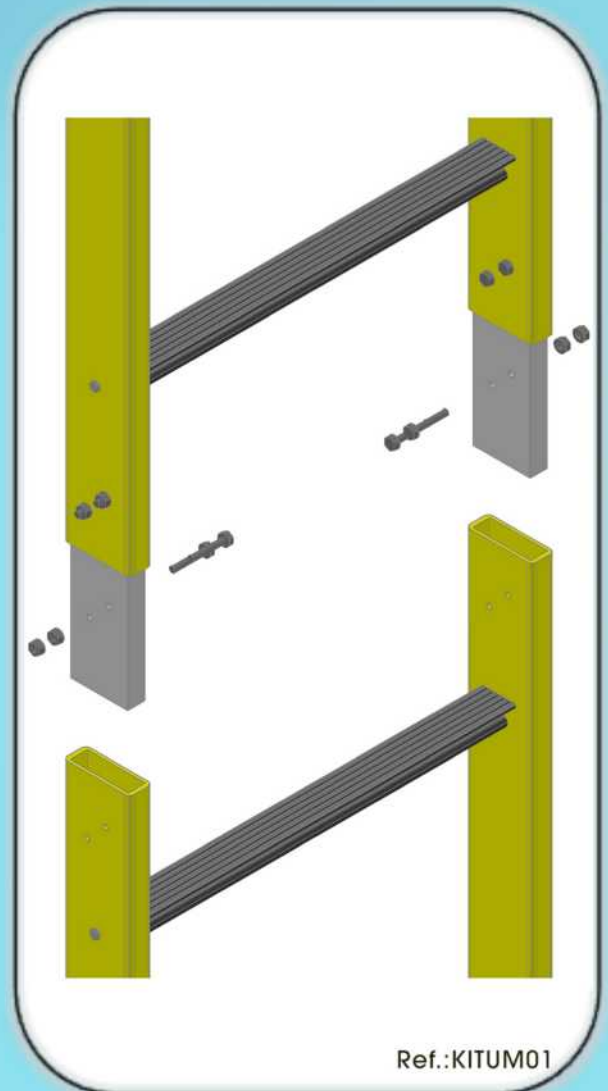
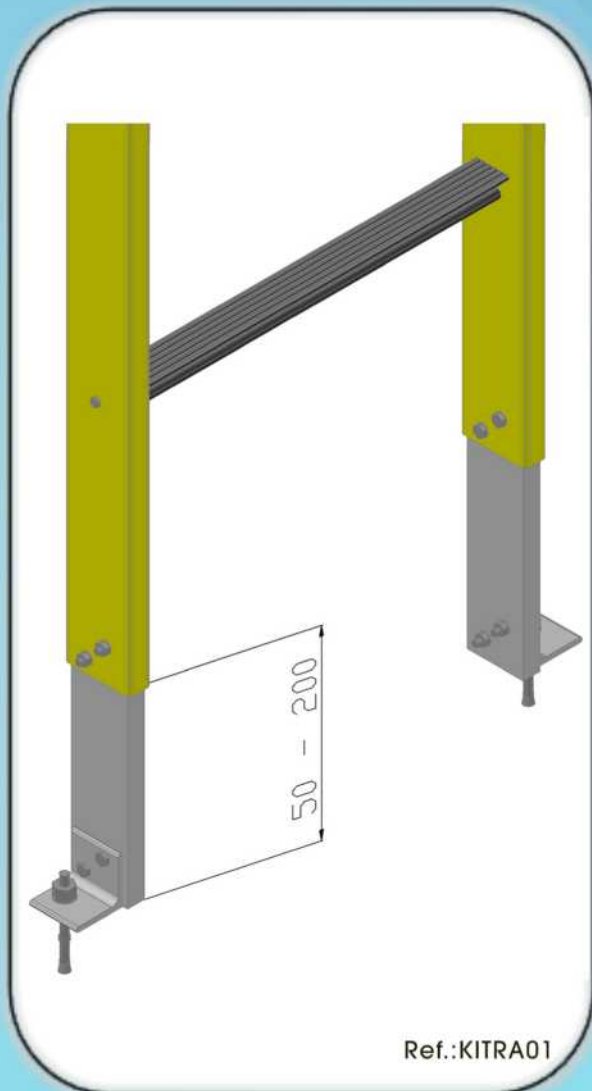
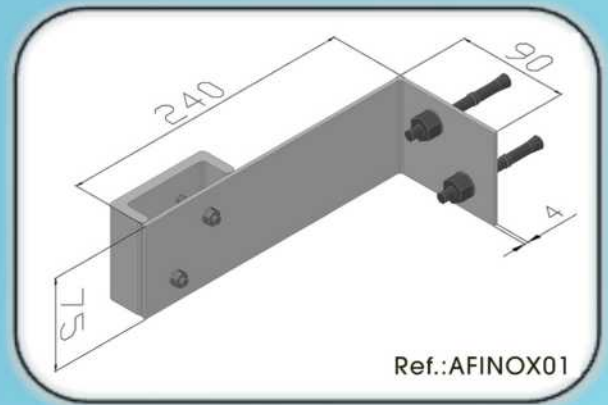
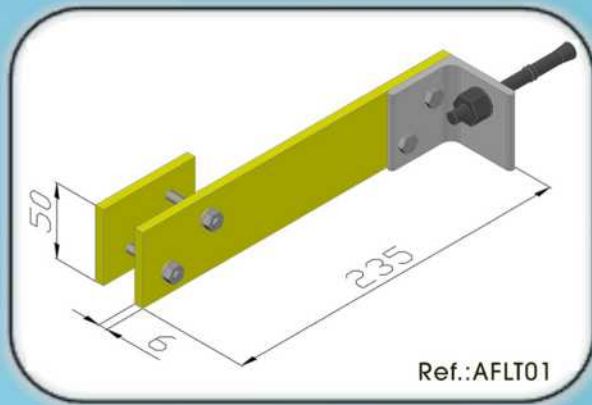
Ref.:EXTGC01





Accessories and Kits | Vertical ladders

We have our own production of the assembly accessories, which allows a quick execution of special projects.

Accessories made of FRP and stainless steel are available.



C A T Á L O G O



Platforms Body Gard

Platforms



Platforms

Platforms

We create simple, logical and economically competitive systems.

Mechanical resistances are adjusted according to customer applications and guidelines.

The high physical and chemical resistance of the materials enables use in extremely corrosive environments. Our platforms can be fully assembled at the factory, divided into modules and shipped anywhere in the world.



ibérica pultrusionados

Technical Drawing



Iberica Pultrusionados @ 2016 - Direitos Reservados

Travessa do Bairro nº 50 - Z.I. Aveleda - Armazém B | 4485-010 AVELEDA VDC - Portugal | Tel.: +351 22 9960117 | info@iberica-pultrusionados.com | www.iberica-pultrusionados.com

Tra

Gard Body | Models GC1

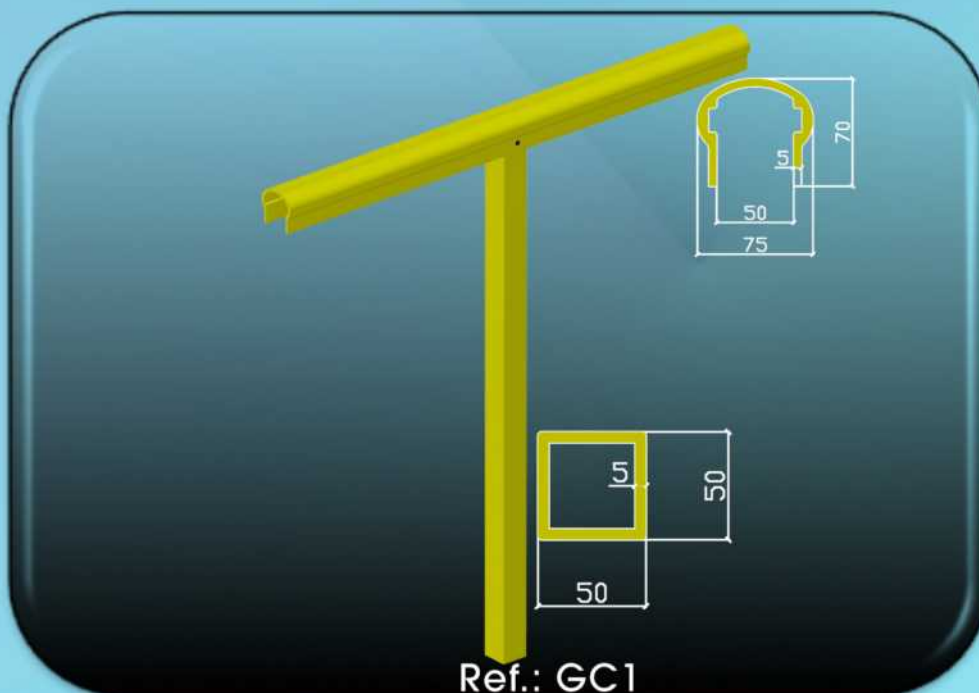
Gard Body | Models GC1

Equipment composed of light profiles, designed to ensure good safety conditions.

All guardrail models are available in gray and yellow. However, they can be manufactured or painted in specific colors.


In outdoor applications, surface layers of UV protection are applied, which prevent micro-wear of the surface resin for long periods of time.

Among the various potentialities of this equipment are the high resistance to corrosion and chemical attacks. .



ibérica pultrusionados

Constructions Photography





Iberica Pultrusionados @ 2016 - Direitos Reservados

Travessa do Bairro nº 50 - Z.I. Aveleda - Armazém B | 4485-010 AVELEDA VDC - Portugal | Tel.: +351 22 9960117 | info@iberica-pultrusionados.com | www.iberica-pultrusionados.com

Platforms

Platforms

We have production and assembly. Accessories made of FRP, polyethylene and stainless steel are also available, which allows a quick execution of special projects.



Gard Body



Gard Body



Gard Body

We design and manufacture safe, versatile and adaptable guardrails to industrial or architectural surroundings.

We have a wide range of standard models and we can easily create specific models tailored to our customers.

Equipment measurements are in accordance with the type of application, current standards or technical specifications.

We develop product kits, with specific manuals, easy to apply on site.

- »Low weight
- »Simple transformation
- »Mechanical properties
- »Ecological
- »Reduction of accidents at work
- »Value for money



ibérica pultrusionados

Technical Drawing



Iberica Pultrusionados @ 2016 - Direitos Reservados

Travessa do Bairro nº 50 - Z.I. Aveleda - Armazém B | 4485-010 AVELEDA VDC - Portugal | Tel.: +351 22 9960117 | info@iberica-pultrusionados.com | www.iberica-pultrusionados.com

Tra

Gard Body | Models GC2

Gard Body | Models GC2

Equipment composed of light profiles, designed to ensure good safety conditions.

All guardrail models are available in gray and yellow. However, they can be manufactured or painted in specific colors.


In outdoor applications, surface layers of UV protection are applied, which prevent micro-wear of the surface resin for long periods of time.

Among the various potentialities of this equipment are the high resistance to corrosion and chemical attacks.



ibérica pultrusionados

Constructions Photography



Iberica Pultrusionados @ 2016 - Direitos Reservados

Travessa do Bairro nº 50 - Z.I. Aveleda - Armazém B | 4485-010 AVELEDA VDC - Portugal | Tel.: +351 22 9960117 | info@iberica-pultrusionados.com | www.iberica-pultrusionados.com

Gard Body | Handrails

Gard Body | Handrails

Equipment composed of light profiles, designed to ensure good safety conditions.



All guardrail models are available in gray and yellow. However, they can be manufactured or painted in specific colors.

In outdoor applications, surface layers of UV protection are applied, which prevent micro-wear of the surface resin for long periods of time.

Among the various potentialities of this equipment are the high resistance to corrosion and chemical attacks.




C A T Á L O G O



Structures

ibérica pultrusionados

Constructions Photography



Iberica Pultrusionados @ 2016 - Direitos Reservados



Travessa do Bairro nº 50 - Z.I. Aveleda - Armazém B | 4485-010 AVELEDA VDC - Portugal | Tel.: +351 22 9960117 | info@iberica-pultrusionados.com | www.iberica-pultrusionados.com

Structures



The high effort / weight ratio makes it possible to create robust structures without the need for special resources to assemble them.

Fast and simple transformation process that requires few means on site.

FRP structures are ideal for application in coastal areas.



C A T Á L O G



Profiles and Bars

ibérica pultrusionados

Photography Material



Iberica Pultrusionados @ 2016 - Direitos Reservados

Travessa do Bairro nº 50 - Z.I. Aveleda - Armazém B | 4485-010 AVELEDA VDC - Portugal | Tel.: +351 22 9960117 | info@iberica-pultrusionados.com | www.iberica-pultrusionados.com









Tra

iberica pultrusionados

Profiles and Bars


Profiles and Bars

We have a good range of bars and profiles. Accessories made of FRP, polyethylene and stainless steel are also available, which allows a quick execution of special projects.



ibérica pultrusionados

Constructions Photography




Iberica Pultrusionados @ 2016 - Direitos Reservados

Travessa do Bairro nº 50 - Z.I. Aveleda - Armazém B | 4485-010 AVELEDA VDC - Portugal | Tel.: +351 22 9960117 | info@iberica-pultrusionados.com | www.iberica-pultrusionados.com



Profiles

Profiles

We have a good range of bars and profiles. Accessories made of FRP, polyethylene and stainless steel are also available, which allows a quick execution of special projects.



C A T Á L O G



Profiles Mounting Accessories

ibérica pultrusionados

Photography Material



Iberica Pultrusionados @ 2016 - Direitos Reservados

Travessa do Bairro nº 50 - Z.I. Aveleda - Armazém B | 4485-010 AVELEDA VDC - Portugal | Tel.: +351 22 9960117 | info@iberica-pultrusionados.com | www.iberica-pultrusionados.com

Tra

Profile Accesories | Photos

Profile Accesories | Photos

We have our own production of mounting accessories that allows for quick delivery of special projects. Accessories are available in FRP, polyethylene and stainless steel.



ibérica pultrusionados

Technical Drawing



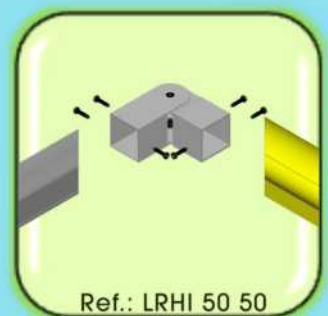
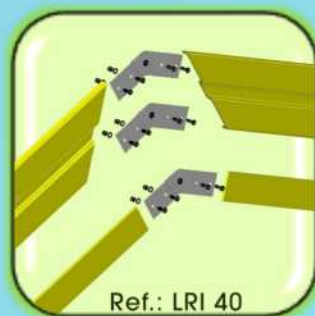
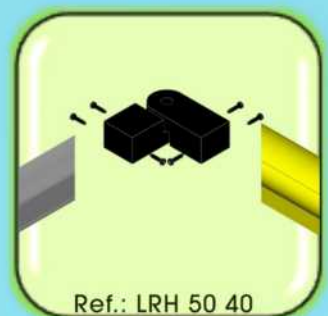
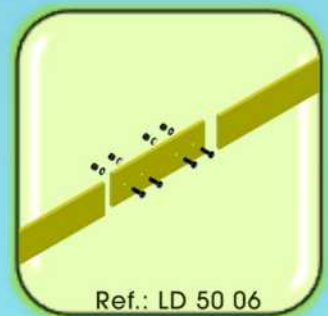
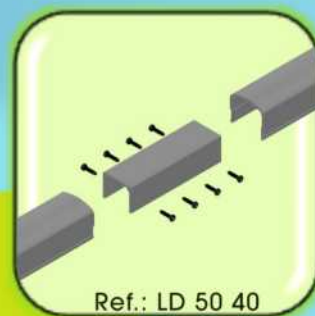
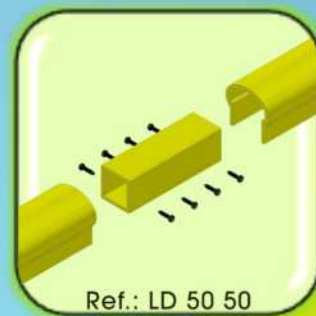
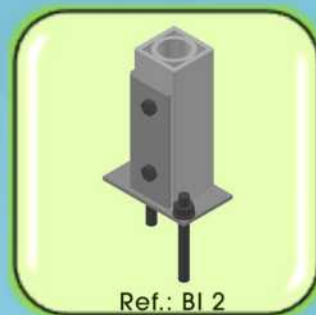
Iberica Pultrusionados @ 2016 - Direitos Reservados



Travessa do Bairro nº 50 - Z.I. Aveleda - Armazém B | 4485-010 AVELEDA VDC - Portugal | Tel.: +351 22 9960117 | info@iberica-pultrusionados.com | www.iberica-pultrusionados.com

Tra

Profile Accessories | Technical drawing

We have our own production of the assembly accessories, which allows a quick execution of special projects. Accessories made of FRP, polyethylene and stainless steel are available.





Angles Tables

ibérica pultrusionados

Technical Drawing

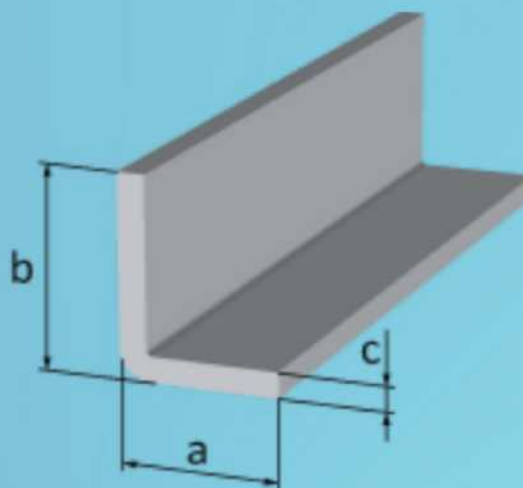


Iberica Pultrusionados @ 2016 - Direitos Reservados

Travessa do Bairro nº 50 - Z.I. Aveleda - Armazém B | 4485-010 AVELEDA VDC - Portugal | Tel.: +351 22 9960117 | info@iberica-pultrusionados.com | www.iberica-pultrusionados.com

Tra

Pultrusion angles | Tables



Angles 90 | Characteristics

Reference	a(mm)	b(mm)	c(mm)	Weight	Density
IBP.9409010	90	90	10	3.514 Gr	1,906

Angles 90 | Behavior

Separation between supports	Point load	Arch	Uniform load	Arch
mm	Kg	mm	Kg	mm
800	1315	3,2	2105	3,2
1000	842	4	1347	4
1500	374	6	599	6
1800	260	7,2	416	7,2
2000	210	8	337	8

L | 250

Angles 100 | Characteristics

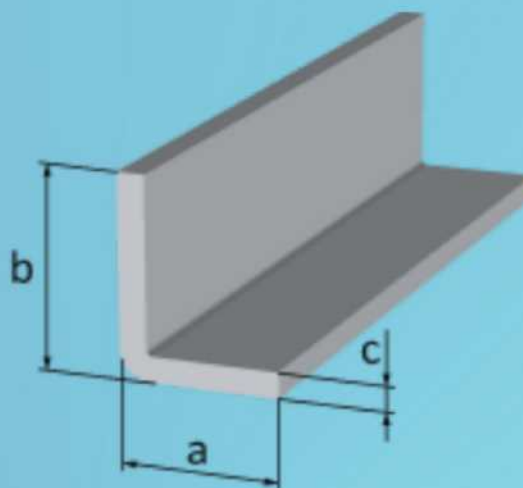
Referencia	a(mm)	b(mm)	c(mm)	Weight	Density
IBP.9409003	100	100	14	4.957 Gr	1,904

Angles 100 | Behavior

Separation between supports	Point load	Arch	Uniform load	Arch
mm	Kg	mm	Kg	mm
1000	1459	4	2335	4
1300	863	5,2	1381	5,2
1600	570	6,4	912	6,4
1800	450	7,2	721	7,2
2100	331	8,4	529	8,4
2400	253	9,6	405	9,6

L | 250

Pultrusion angles | Tables



Angles 50 | Characteristics

Reference	a(mm)	b(mm)	c(mm)	Weight	Density
IBP.9409005	50	50	5	829 Gr	1,790

Angles 50 | Behavior

Separation between supports	Point load	Arch	Uniform load	Arch
mm	Kg	mm	Kg	mm
400	424	1,6	678	1,6
600	188	2,4	307	2,4
800	106	3,2	170	3,2
1000	68	4	109	4
L 250				



Angles 70 | Characteristics

Referencia	a(mm)	b(mm)	c(mm)	Weight	Density
IBP.9409002	70	70	10	2.518 Gr	1,943

Angles 70 | Behavior

Separation between supports	Point load	Arch	Uniform load	Arch
mm	Kg	mm	Kg	mm
500	1406	2	2250	2
800	549	3,2	879	3,2
1200	244	4,8	391	4,8
1500	156	6	250	6
L 250				

C A T Á L O G O



Angles Non - slip

ibérica pultrusionados

Photography
Material



Iberica Pultrusionados @ 2016 - Direitos Reservados

Travessa do Bairro nº 50 - Z.I. Aveleda - Armazém B | 4485-010 AVELEDA VDC - Portugal | Tel.: +351 22 9960117 | info@iberica-pultrusionados.com | www.iberica-pultrusionados.com

Tra

Angles | Non-slip



Angles | Non-slip

Slips and falls are the most common cause of injuries at work. On average, they cause more than a third of all major injuries and more than 40% of all injuries.

The performance of the installed non-slip materials can significantly change this statistic, making the steps safer, both in civil and industrial applications can be applied to any existing step (wood, cement, steel, etc.).

The integration of silica grains provides excellent anti-slip condition even in the most extreme conditions (presence of water, ice, oils, waxes, fats, etc.).

The main features are beveled corners, and the safety color is Yellow.



Angles | Non-slip

Makes steps safer, both in civil and industrial applications.



They can be applied to any existing step (wood, cement, steel, etc.).

The integration of silica grains provides excellent anti-slip condition even in the most Extreme (presence of water, ice, oils, waxes, fats, etc.).

The main features are beveled corners, and the safety color is Yellow.



C A T Á L O G O



Round Tube

ibérica pultrusionados

Technical Drawing

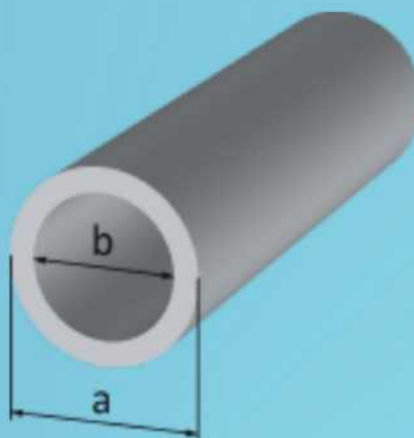


Iberica Pultrusionados @ 2016 - Direitos Reservados

Travessa do Bairro nº 50 - Z.I. Aveleda - Armazém B | 4485-010 AVELEDA VDC - Portugal | Tel.: +351 22 9960117 | info@iberica-pultrusionados.com | www.iberica-pultrusionados.com

Tra

Round tube | Tables



Round tube 25 | Characteristics

Reference	a(mm)	b(mm)			
IBP.9407001	25	18			

Round tube 40 | Characteristics

Reference	a(mm)	b(mm)			
IBP.9407003	40	30			



Round tube 29 | Characteristics

Reference	a(mm)	b(mm)			
IBP.9407004	29	18			

Round tube 50 | Characteristics

Reference	a(mm)	b(mm)			
IBP.9407005	50	43	RAL 1023		

C A T Á L O G



Squared Tube

ibérica pultrusionados

Technical Drawing

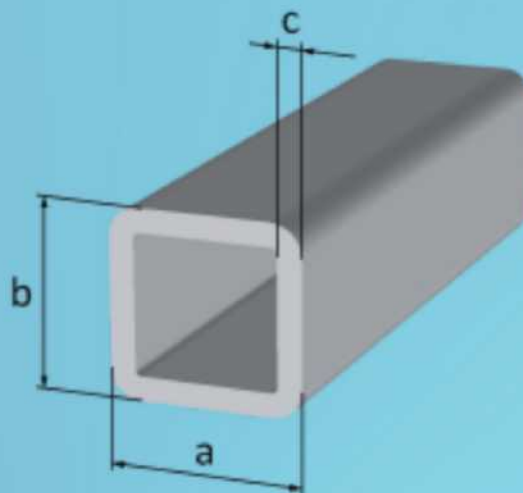


Iberica Pultrusionados @ 2016 - Direitos Reservados

Travessa do Bairro nº 50 - Z.I. Aveleda - Armazém B | 4485-010 AVELEDA VDC - Portugal | Tel.: +351 22 9960117 | info@iberica-pultrusionados.com | www.iberica-pultrusionados.com

Tra

Square tubes | Tables



Tubes 50x50x5 | Characteristics

Reference	IBP.9405001	a (mm)	b (mm)	c (mm)			
		50	50	5			

Tubes 50x50x3,5 | Characteristics

Reference	IBP.9405001_1	a (mm)	b (mm)	c (mm)			
		50	50	3,5			

Tubes 30x20x3 | Characteristics

Reference	IBP.9406001	a (mm)	b (mm)	c (mm)			
		30	20	3			

Tubes 70x24x3 | Characteristics

Reference	IBP.9406003	a (mm)	b (mm)	c (mm)			
		70	24	3			



Tubes 103,5x83,5x10 | Characteristics

Reference	IBP.9406005	a (mm)	b (mm)	c (mm)			
		103,5	83,5	10			

Tubes 150x25x3 | Characteristics

Reference	IBP.9413002	a (mm)	b (mm)	c (mm)			
		150	25	3			


C A T Á L O G O



Round Stick | Tables

ibérica pultrusionados

Technical Drawing

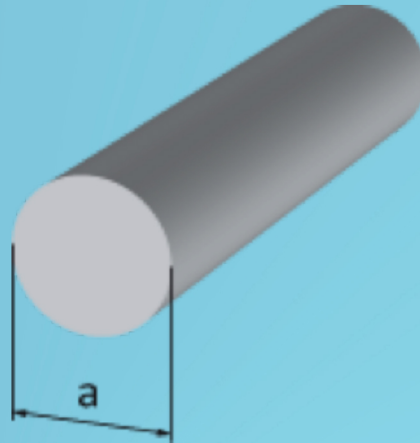



Iberica Pultrusionados @ 2016 - Direitos Reservados

Travessa do Bairro nº 50 - Z.I. Aveleda - Armazém B | 4485-010 AVELEDA VDC - Portugal | Tel.: +351 22 9960117 | info@iberica-pultrusionados.com | www.iberica-pultrusionados.com

Tra

Round stick | Tables





Round bar 9 | Characteristics

Referencia IBP.9401001	a (mm)				
	9				

Round bar 6 | Characteristics

Referencia IBP.9401003	a (mm)				
	6				

C A T Á L O G



Beams i Tables

ibérica pultrusionados

Technical Drawing

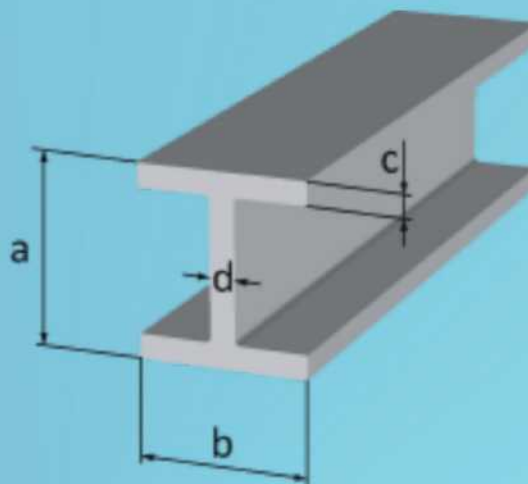


Iberica Pultrusionados @ 2016 - Direitos Reservados

Travessa do Bairro nº 50 - Z.I. Aveleda - Armazém B | 4485-010 AVELEDA VDC - Portugal | Tel.: +351 22 9960117 | info@iberica-pultrusionados.com | www.iberica-pultrusionados.com

Tra

Beams i | Tables



Beams i 50 | Characteristics

Reference	IBP.9404005	a(mm)	b(mm)	c(mm)	d(mm)	Weigt(Gr)	Density
		50	50	8	8	1.977	1,85

Beams i 50 | Behavior

Separation between supports	Point load	Arch	Uniform load	Arch
mm	Kg	mm	Kg	mm
750	416	3	666	3
900	289	3,6	463	3,6
1250	150	5	240	5
1500	104	6	167	6

L | 250

Beams i 205 | Characteristics

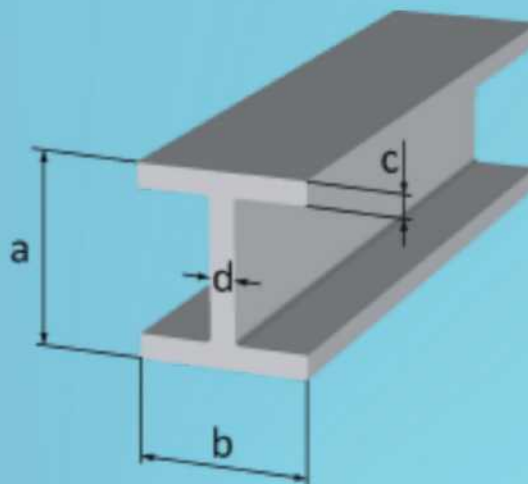
Reference	IBP.9404007	a(mm)	b(mm)	c(mm)	d(mm)	Weigt(Gr)	Density
		205	110	15	12	10.605	1,94

Beams i 205 | Behavior

Separation between supports	Point load	Arch	Uniform load	Arch
mm	Kg	mm	Kg	mm
2000	5533	8	8852	8
3000	2459	12	3934	12
4000	1383	16	2213	16
5000	885	20	1416	20
5500	732	22	1171	22

L | 250

Beams i | Tables



Beams i 100 | Characteristics

Reference	IBP.9404003	a(mm)	b(mm)	c(mm)	d(mm)	Weigt(Gr)	Density
		100	50	8	8	2.693	1,77

Beams i 100 | Behavior

Separation between supports	Point load	Arch	Uniform load	Arch
mm	Kg	mm	Kg	mm
800	2080	3,2	3329	3,2
1000	1331	4	2120	4
1200	925	4,8	1479	4,8
1600	520	6,4	832	6,4
2000	333	8	533	8

L | 250

Beams i 120 | Characteristics

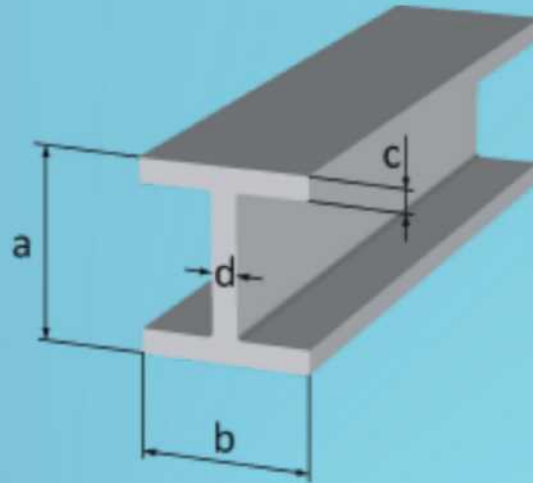
Reference	IBP.9404004	a(mm)	b(mm)	c(mm)	d(mm)	Weigt(Gr)	Density
		120	60	8	8	3.614	1,96

Beams i 120 | Behavior

Separation between supports	Point load	Arch	Uniform load	Arch
mm	Kg	mm	Kg	mm
1200	1666	4,8	2665	4,8
1600	937	6,4	1499	6,4
2000	600	8	960	8
2250	474	9	758	9
3000	267	12	426	12
3500	196	14	313	14

L | 250

Beams i | Tables



Beams i 200 | Characteristics

Reference	IBP.9404001	a (mm)	b (mm)	c (mm)	d (mm)	Weigt (Gr)	Density
		200	100	12	10	7932	1,88

Beams i 200 | Behavior

Separation between supports	Point load	Arch	Uniform load	Arch
mm	Kg	mm	Kg	mm
2000	4019	8	6431	8
3000	1786	12	2858	12
4000	1005	16	1607	16
5000	643	20	1029	20
L 250				



Beams i 334 | Characteristics

Reference	IBP.9404002	a (mm)	b (mm)	c (mm)	d (mm)	Weigt (Gr)	Density
		334	100	12	11	11.427	1,96

Beams i 334 | Behavior

Separation between supports	Point load	Arch	Uniform load	Arch
mm	Kg	mm	Kg	mm
3000	6471	12	10354	12
4000	3640	16	5824	16
4500	2876	18	4602	18
5500	1925	22	3081	22
6500	1378	26	2206	26
7000	1189	28	1902	28
L 250				

C A T Á L O G



U Bar Tables

ibérica pultrusionados

Technical Drawing

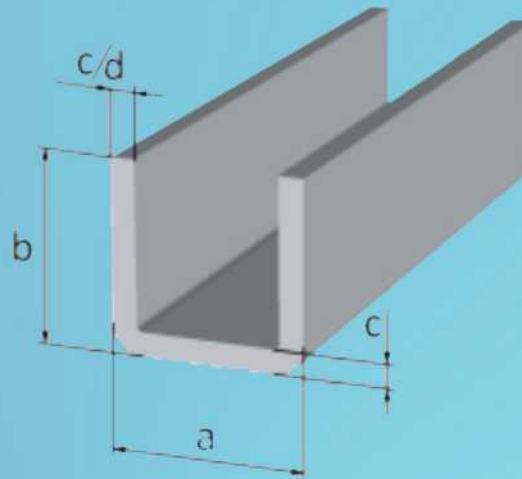


Iberica Pultrusionados @ 2016 - Direitos Reservados

Travessa do Bairro nº 50 - Z.I. Aveleda - Armazém B | 4485-010 AVELEDA VDC - Portugal | Tel.: +351 22 9960117 | info@iberica-pultrusionados.com | www.iberica-pultrusionados.com

Tra

U Bar Tables



U Bar 90x30x4 | Characteristics

Reference	IBP.9402003	a(mm)	b(mm)	c(mm)		
		90	30	4		

U Bar 90x30x8 | Characteristics

Reference	IBP.9402004	a(mm)	b(mm)	c(mm)		
		90	30	8		

U Bar 150x65x10 | Characteristics

Reference	IBP.9402005	a(mm)	b(mm)	c(mm)		
		150	65	10		



U Bar 150x8 | Characteristics

Reference	IBP.94020051	a(mm)	b(mm)	c(mm)		
		150		8		

U Bar 600x48x12x4 | Characteristics

Reference	IBP.9402007	a(mm)	b(mm)	c(mm)	d(mm)	
		600	48	12	4	


C A T Á L O G



Non - Slip Covers

ibérica pultrusionados

Constructions Photography



Iberica Pultrusionados @ 2016 - Direitos Reservados

Travessa do Bairro nº 50 - Z.I. Aveleda - Armazém B | 4485-010 AVELEDA VDC - Portugal | Tel.: +351 22 9960117 | info@iberica-pultrusionados.com | www.iberica-pultrusionados.com

Non-Slip Caps






Non-slip caps

Anti-slip covered railing covers, GT_ISO28M3838 with 2 handles.

Fixing ring in corner 50x50x5.

Gray GRP and metallic accessories in AISI316 A4 stainless steel.

We develop any type of cover more specific for special projects.



ibérica pultrusionados

